

**Want to grow your own food, but don't have a lot of room? That's okay! Here are some tips for space-limited gardens!**

Container gardening: Many common vegetables can be grown successfully in containers. Almost any container that drains well and receives full sunlight will make a good vegetable planter.

Go vertical: Several popular vegetables develop vines that can take up a lot of space when they reach maturity. Training these vines to a fence or trellis can save space in the garden.

Use raised beds: Take advantage of a sunny corner of the landscape by building smaller, raised beds.

Select appropriate varieties: Certain vegetables are available in "dwarf" varieties that take much less space to grow. You may be surprised how much you can harvest from a relatively small, sunny space in your landscape.



**Want to grow your own food, but don't have a lot of room? That's okay! Here are some tips for space-limited gardens!**

Container gardening: Many common vegetables can be grown successfully in containers. Almost any container that drains well and receives full sunlight will make a good vegetable planter.

Go vertical: Several popular vegetables develop vines that can take up a lot of space when they reach maturity. Training these vines to a fence or trellis can save space in the garden.

Use raised beds: Take advantage of a sunny corner of the landscape by building smaller, raised beds.

Select appropriate varieties: Certain vegetables are available in "dwarf" varieties that take much less space to grow. You may be surprised how much you can harvest from a relatively small, sunny space in your landscape.



**Want to grow your own food, but don't have a lot of room? That's okay! Here are some tips for space-limited gardens!**

Container gardening: Many common vegetables can be grown successfully in containers. Almost any container that drains well and receives full sunlight will make a good vegetable planter.

Go vertical: Several popular vegetables develop vines that can take up a lot of space when they reach maturity. Training these vines to a fence or trellis can save space in the garden.

Use raised beds: Take advantage of a sunny corner of the landscape by building smaller, raised beds.

Select appropriate varieties: Certain vegetables are available in "dwarf" varieties that take much less space to grow. You may be surprised how much you can harvest from a relatively small, sunny space in your landscape.



**Want to grow your own food, but don't have a lot of room? That's okay! Here are some tips for space-limited gardens!**

Container gardening: Many common vegetables can be grown successfully in containers. Almost any container that drains well and receives full sunlight will make a good vegetable planter.

Go vertical: Several popular vegetables develop vines that can take up a lot of space when they reach maturity. Training these vines to a fence or trellis can save space in the garden.

Use raised beds: Take advantage of a sunny corner of the landscape by building smaller, raised beds.

Select appropriate varieties: Certain vegetables are available in "dwarf" varieties that take much less space to grow. You may be surprised how much you can harvest from a relatively small, sunny space in your landscape.




## Caring for your Tomato plant

\*Transplant your tomato plant into a well drained container or in the ground in a space that gets full sun.

\*Settle the plant in a hole, big enough so that the whole stem will be covered up to the leafy branches of the plant. Fill the hole and firm up.

\*Make sure to keep your plant watered and the soil moist. Support your plant with tomato cages or a stake to keep it tall and sturdy.

\*Harvest your tomatoes once they are fully ripened in size and color.




## Caring for your Tomato plant

\*Transplant your tomato plant into a well drained container or in the ground in a space that gets full sun.

\*Settle the plant in a hole, big enough so that the whole stem will be covered up to the leafy branches of the plant. Fill the hole and firm up.

\*Make sure to keep your plant watered and the soil moist. Support your plant with tomato cages or a stake to keep it tall and sturdy.

\*Harvest your tomatoes once they are fully ripened in size and color.




## Caring for your Tomato plant

\*Transplant your tomato plant into a well drained container or in the ground in a space that gets full sun.

\*Settle the plant in a hole, big enough so that the whole stem will be covered up to the leafy branches of the plant. Fill the hole and firm up.

\*Make sure to keep your plant watered and the soil moist. Support your plant with tomato cages or a stake to keep it tall and sturdy.

\*Harvest your tomatoes once they are fully ripened in size and color.



## Caring for your Tomato plant

\*Transplant your tomato plant into a well drained container or in the ground in a space that gets full sun.

\*Settle the plant in a hole, big enough so that the whole stem will be covered up to the leafy branches of the plant. Fill the hole and firm up.

\*Make sure to keep your plant watered and the soil moist. Support your plant with tomato cages or a stake to keep it tall and sturdy.

\*Harvest your tomatoes once they are fully ripened in size and color.

